
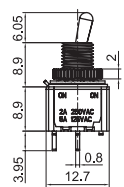
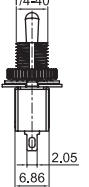

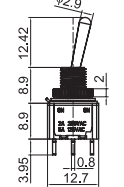


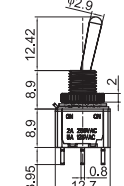
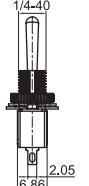

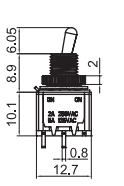


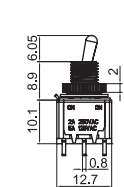
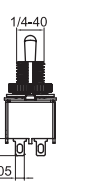



钮子开关

名称 / 外观 Product Appearance	操作类型 Operation	触点 Contact	产品型号 Model	额定电压 / 电流 Rated Voltage/Current
	拨动式 Toggle	ON OFF/ ON OFF ↑	QNM10-10	AC:250V/2A 125V/5A
	拨动式 Toggle	ON ON/ ON ON ↑	QNM10A-20	
	拨动式 Toggle	ON OFF ON/ ↑ ON OFF ON ↑ ↑ ON OFF ON	QNM10A-30	
	拨动式 Toggle	ON OFF ON OFF/ ON OFF ↑ ON OFF ↑	QNM20A-10	
	拨动式 Toggle	ON ON ON ON/ ON ON ↑ ON ON ↑	QNM20A-20	
	拨动式 Toggle	ON OFF ON ON OFF ON/ ↑ ON OFF ON ↑ ↑ ON OFF ON ↑ /ON OFF ON ↑ ON OFF ON ↑	QNM20A-30	

 QNM10A-10			 QNM10A-20		
 QNM10A-30			 QNM20A-10		
 QNM20A-20			 QNM20A-30	